

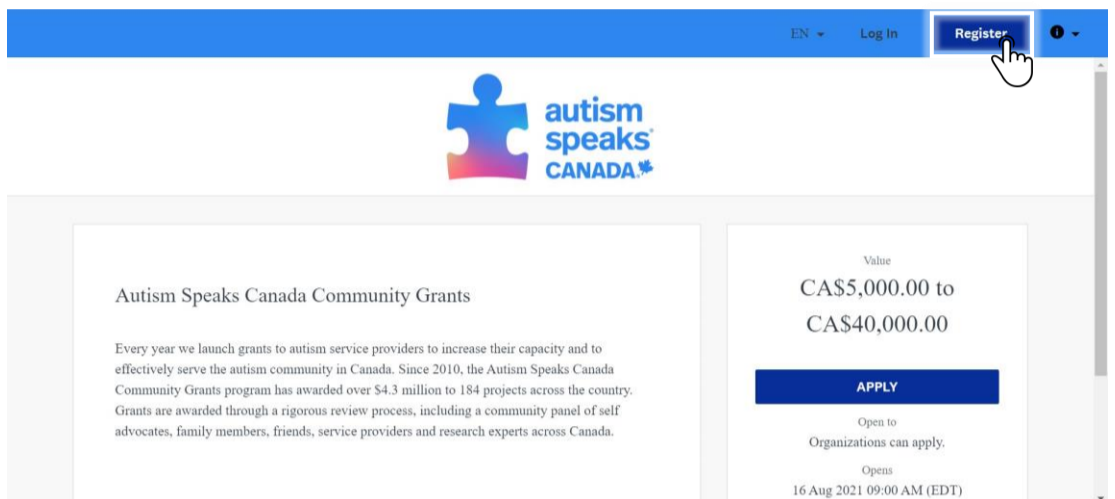
# How to Apply for a Community Grant

## New User Guide

Follow these steps to successfully apply for a Community Grant.

[https://autismspeaksCanada.smapply.ca/prog/autism\\_speaks\\_canada\\_community\\_grants/](https://autismspeaksCanada.smapply.ca/prog/autism_speaks_canada_community_grants/)

1



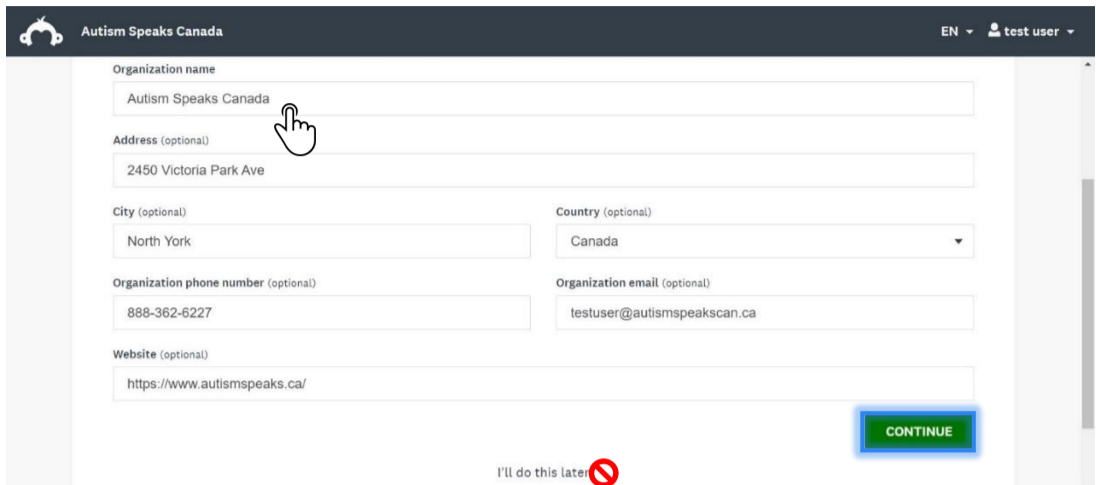
After clicking the link above you will be redirected to this page.  
Select **Register** located at the top right of your screen.

2

To view the application, you must select **Register as an organization**

3

This will be the next page you will be redirected to. It is important to fill this out, do not click I'll do this later. Selecting I'll do this later will not let you view the program.



The screenshot shows a registration form for Autism Speaks Canada. The form includes fields for Organization name, Address (optional), City (optional), Country (optional), Organization phone number (optional), Organization email (optional), and Website (optional). A hand cursor is pointing to the Organization name field. Below the form, there is a "CONTINUE" button and a red "X" icon next to the text "I'll do this later".

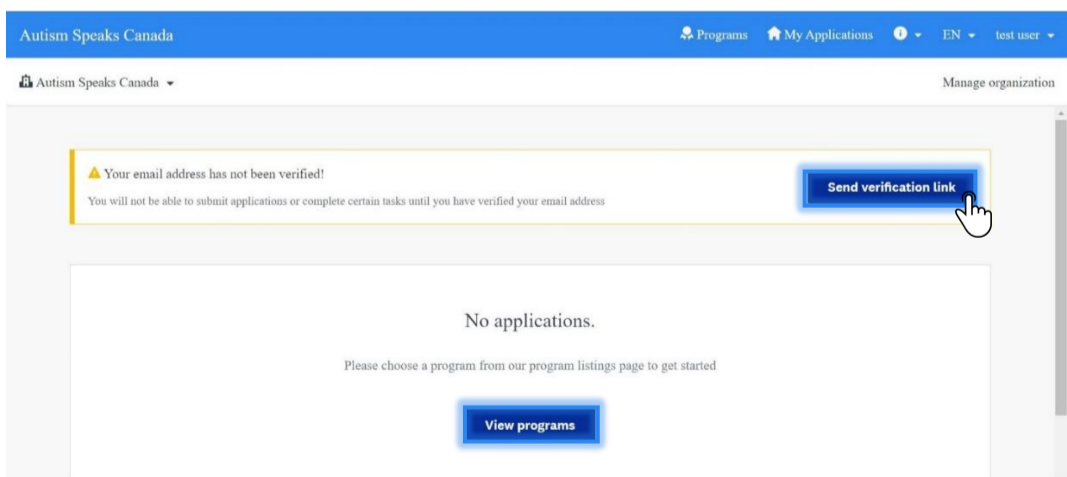
4



It is a necessary step to go to the top left of your screen to click the arrow by your name. Please select your **organization name**.

5

Check your inbox for an email from [noreply@mail.smapply.net](mailto:noreply@mail.smapply.net) to verify your email.



Then select **View programs**

6

Autism Speaks Canada

Programs

Program	Award value	Open date	Deadline	
Samsung in partnership with Autism Speaks Canada are pleased to invite families living with autism to apply today for a tablet.		29 Apr 2020 11:00 AM (EDT)	15 May 2020 09:00 AM (EDT)	MORE >
Samsung x ASC Tablet Program - Organizations		30 Nov 2020 09:00 AM (EST)	9 Dec 2020 12:00 AM (EST)	MORE >
<b>Autism Speaks Canada Community Grants</b>	<b>CAS\$5,000.00 to CAS\$40,000.00</b>	<b>12 Aug 2021 09:00 AM (EDT)</b>	<b>27 Sep 2021 12:00 AM (EDT)</b>	<b>MORE &gt;</b>

1 - 3 of 3 Programs

Please select **Autism Speaks Canada Community Grants**.

7

Autism Speaks Canada

Autism Speaks Canada Community Grants

Every year we launch grants to autism service providers to increase their capacity and to effectively serve the autism community in Canada. Since 2010, the Autism Speaks Canada Community Grants program has awarded over \$4.3 million to 184 projects across the country. Grants are awarded through a rigorous review process, including a community panel of self advocates, family members, friends, service providers and research experts across Canada.

Value  
**CAS\$5,000.00 to CAS\$40,000.00**

**APPLY**

Open to  
Organizations can apply.

Opens  
12 Aug 2021 09:00 AM (EDT)

Deadline  
27 Sep 2021 12:00 AM (EDT)

Please select **Apply**.

8

Autism Speaks Canada

0 of 7 tasks complete

Last edited: 12 Aug 2021 04:19 PM (EDT)

REVIEW SUBMIT

Deadline: 27 Sep 2021 12:00 AM (EDT)

Autism Speaks Canada

test user  
testuser123@gmail.com  
View & edit

Add Member or Team

Autism Speaks Canada Community ...

2704328966

Autism Speaks Canada

APPLICATION ACTIVITY

Your tasks

- Verify Charity Status  
Deadline: 27 Sep 2021 12:00 AM (EDT)
- Funding Request
- Details of Project Lead
- Collaborative Partner Organizations
- Program Description
- Evaluation, Deliverables and Sustainability Program Evaluation
- Project Budget

Start the application by clicking **Verify Charity Status**.

9

ID: 2704328966

Saved as you continue editing → Funding Request

Marked as complete → Collaborative Partner Organizations

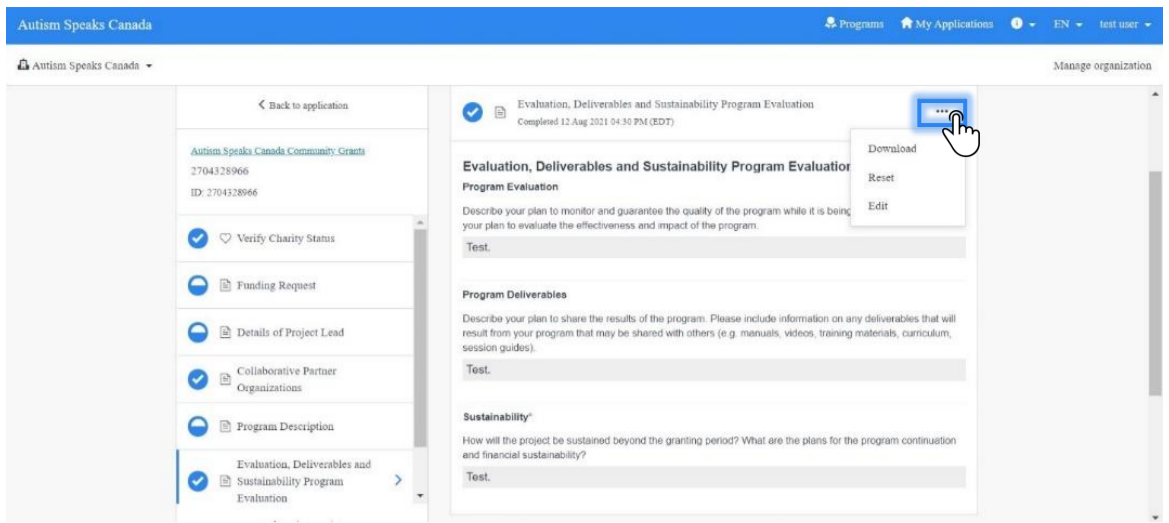
Incomplete, not saved  
If you have not selected an action button → Project Budget

3 of 7 tasks complete

SAVE & CONTINUE EDITING MARK AS COMPLETE

Last edited: 12 Aug 2021 04:27 PM (EDT)

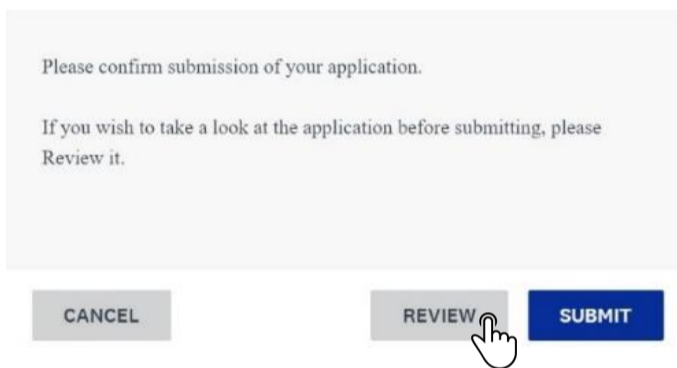
10



If you have accidentally selected “Mark as Complete”, then click on the three dots above the title of the page to **edit** or **reset** the page.

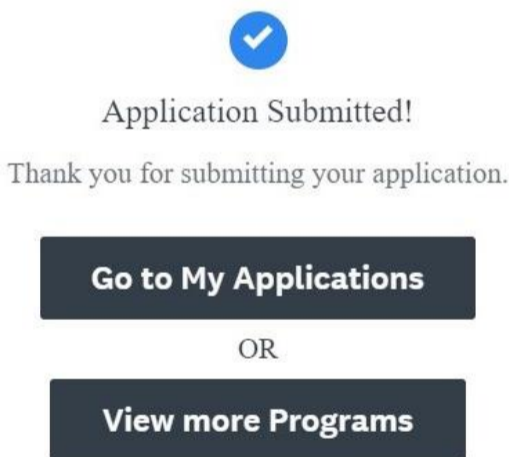
11

### Submit application



After submitting your application, you will come across this message. Please **Review** your application before submission. You will not be able to edit after pressing **Submit**.

12



You will receive this message as a confirmation of submitting your application.

Thank you for your submission! We look forward to reading your application.

